






the village

fundraising pack



Contents

about us	3
fundraising ideas	4
important stuff	6
donating	7
printable resources:	
• sponsorship form	8
• gift aid declaration	9
• event poster	10
• donation QR code poster	11
• fundraising certificate	12
• bake toppers	13
• bunting	16



About Us

a space where those who have been through the storms of life can experience an expression of love

The Village is a community hub, giving those who need support and friendship a place to go. We currently run five projects for mums, families and children of all ages in Harrogate and North Yorkshire.




We run a **baby bank** providing essentials for mums, families and children.

Our **uniform swap shop** enables pre-loved uniform items that no longer fit to be used again by another child.



Family Den is a fun and safe place for you and your family to join in with our activities and classes.

Anxious mums can find friendship and refuge in **The Safe Place** - somewhere to breathe, chat and have some 'me time'.



Our **Conversation Cafe** is a safe place for you to practise your English.

Fundraising Ideas

Ready to get started, but not sure how?

Explore our fundraising ideas below and see what best fits you/your community.

Got another idea? Great! Get creative and start planning. We'd love to hear about your event.

Bake sale: Why not get your apron on and show off your best baking skills? Hold a bake sale at your school, community centre or church. You can even add extra colour to your bakes with our Village toppers, included in this pack.

Dress Down Day: Fed up with wearing the same uniform or work clothes every day? Change it up! Organise a dress down day. Everyone can give a small donation to wear their comfy clothes for the day.

How many...?: Fill up a jar with lots of sweets or chocolates. People can make a small donation to guess how many are in there. Closest guess wins the jar - yum!

Fundraising Ideas

Charity sale: Love getting creative? Make your favourite crafts and hold a charity sale to raise money.

Sponsored walk/run/toddle: Grab your friends and lace up your trainers for a sponsored run or walk together. Little ones can get involved too with a toddle around the park.

Follow us on social media!



@thevillageharrogate

#fundraiseforthevillage

Sponsored readathon: No matter what your age or reading level, set yourself a goal of how many books to read in a month and find some sponsors. Head to your local library or charity shop to find your next favourite book!

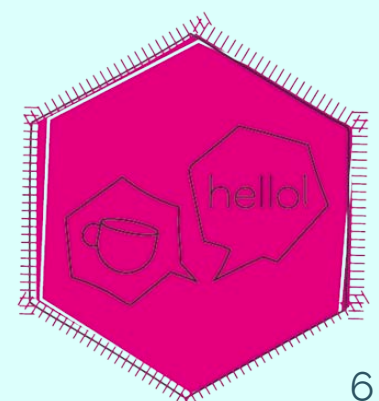


Tell us about your event by email:

hello@thevillageharrogate.co.uk

Important Stuff

As you get ready for your fundraising event, here's some important information to remember:

- **Public collections:** It is illegal for children under the age of 16 to be part of taking a collection in public spaces - such as on the high street or in a local shop. So if you are holding an event involving children in a public place, please make sure that an adult is holding any collection buckets.
- **Sponsorship:** Sponsored challenges or events are a great way to fundraise. We've included a sponsorship form in this pack to help you get started. However, please make sure that children and young people only ask people they know for sponsorship, rather than in public places or local neighbourhoods.
- **Gift Aid:** When a donation is gift aided, it allows us to claim an extra 25% on any donations made by UK taxpayers, without any additional cost to the donor. To ensure that we are able to claim the boosted donation, please ask eligible donors to complete our 'Gift Aid Declaration Form' included in this pack.
- **Charity number:** The Village is a project of the charity Hope Church Harrogate (Charity Number: 1151360). Please include this number in any communications you design when fundraising for The Village.
- **Donations:** The Village Harrogate exists to alleviate material poverty amongst families with small children, including expectant parents. We're building a safe community where mums and families can find friendship and purpose. The Village is part of the charity Hope Church Harrogate (Charity number: 1151360). All donations made are to a restricted fund of Hope Church Harrogate who will use them to deliver the aims of The Village Project.



Donating



There are two main ways that you can donate to The Village in a fundraising event:

You can donate by a **bank transfer** using the details below:

Hope Church Harrogate*

40-52-40

00024131

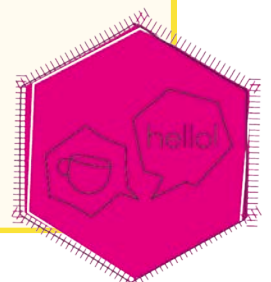
*Donations to this account will be held in a restricted fund of Hope Church Harrogate's accounts and used to deliver the aims of The Village Project. See the 'donations' section on page 6 for further details.



Or you can donate via our **LoveGiving page**:

<https://lovegiving.co.uk/hope-harrogate/the-village>

See page 11 of this pack for a ready-to-go poster including this link and a QR code which you can use for your events.





Sponsorship Form

Full name (please print)	Donation Amount (£)	*Gift Aid?



*If you are a UK taxpayer, you can gift aid your donation. This boosts your donation by 25% without any additional cost to you. To gift aid your donation, please scan the QR code and complete a declaration form.

Gift Aid Declaration Form




Are you eligible to gift aid your donation?

If you are a UK taxpayer, choosing gift aid boosts your donation by 25p for every £1 you donate, at no extra cost to you.

If you would like to gift aid your donation, and are giving by cash or bank transfer, please scan the QR code above to complete our gift aid declaration form. This helps us to ensure that The Village receives the increased donation amount.

**We're raising
money for...**



the
village

Event:

Where:

When:


Charity number: 1151360

The Village is part of the charity Hope Church Harrogate

**The Village supports mums, families
and children of all ages across
Harrogate and North Yorkshire.**

This community hub provides both practical and emotional support to families and expectant parents. They run baby clothes banks, a uniform swap shop and a range of activities and courses.

Visit www.thevillageharrogate.co.uk
to find out more!



Scan to Donate!




Scan the QR code to donate to The Village.

Or visit <https://lovegiving.co.uk/hope-harrogate/the-village>

The Village, part of Hope Church Harrogate
(Charity Number: 1151360)



@thevillageharrogate



Thank you!

the
village

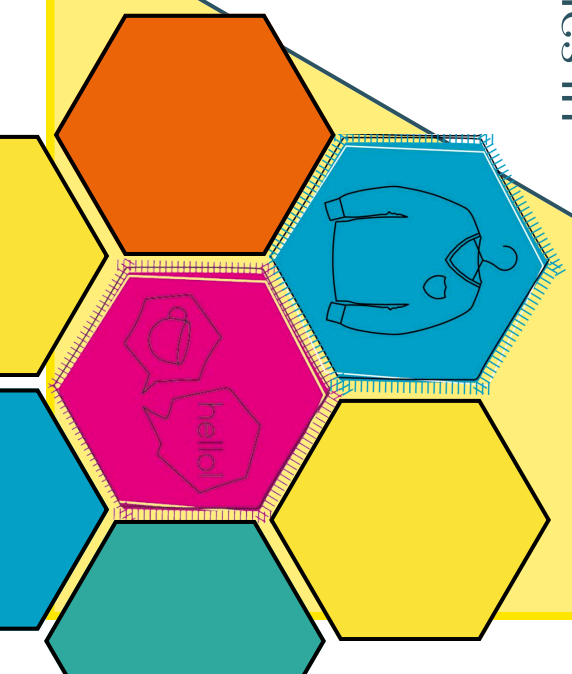
This certificate of achievement is awarded to

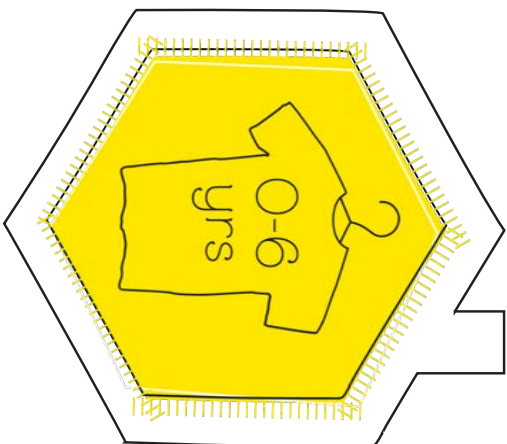

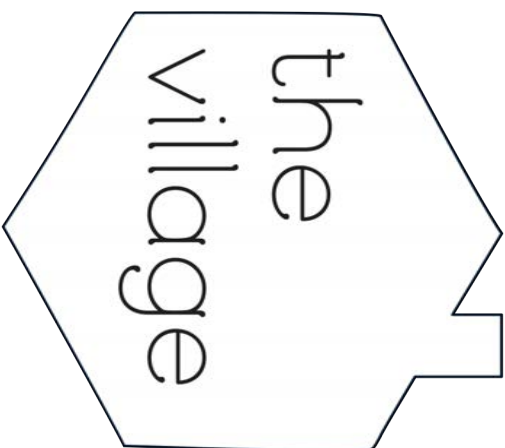
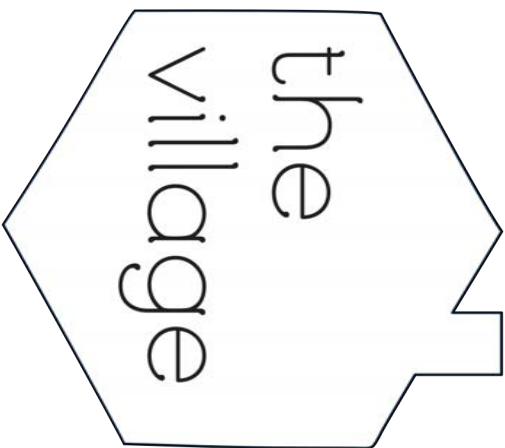
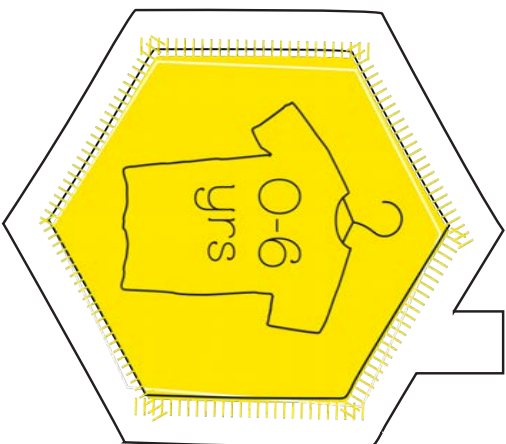

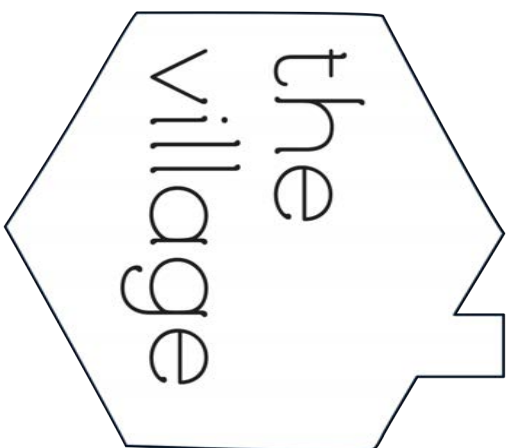
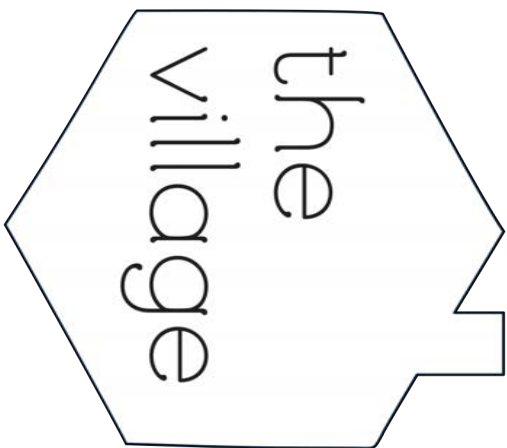
.....

For helping to raise money to support families in
Harrogate and North Yorkshire.

From everyone at

The Village xx



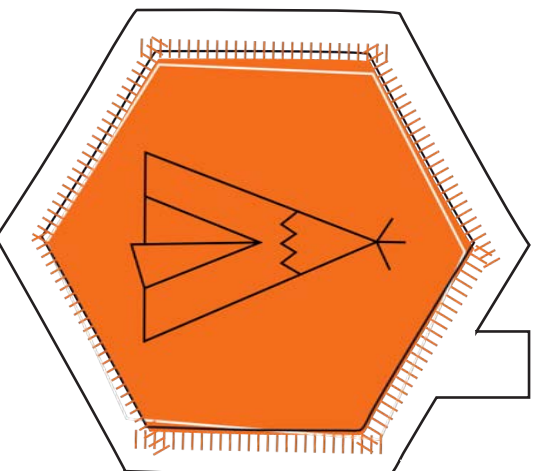
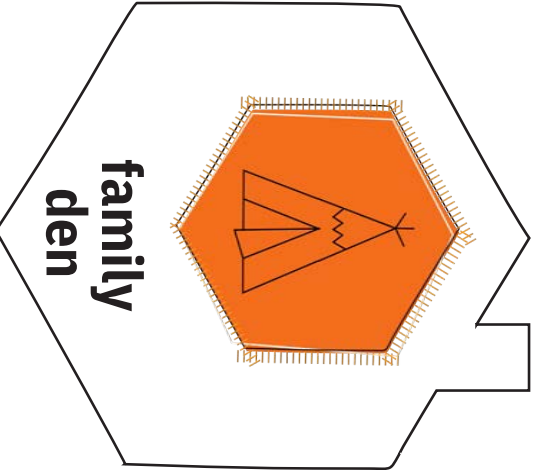
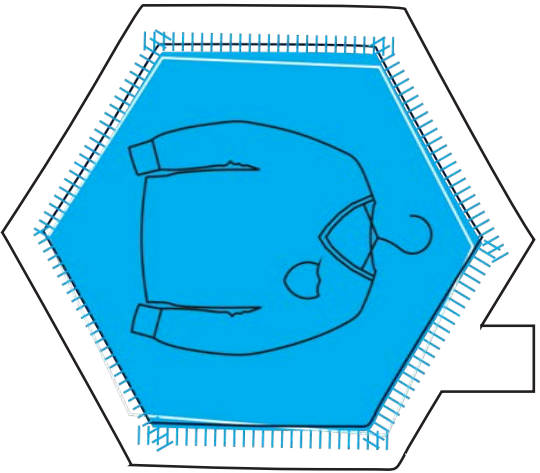
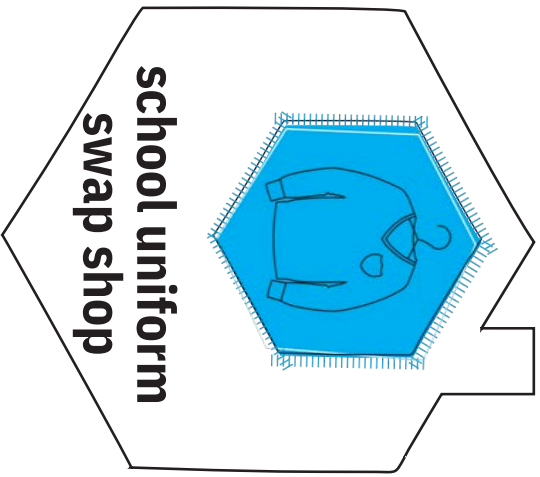
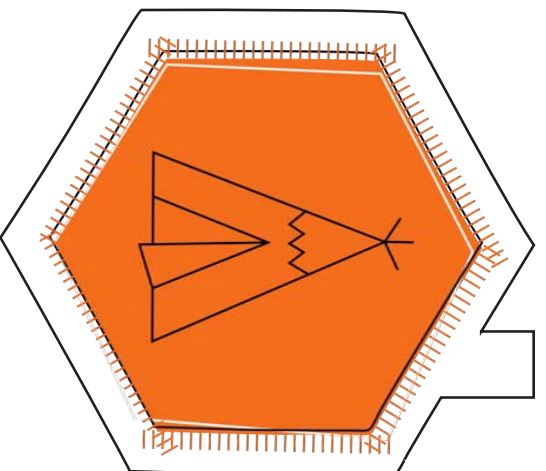
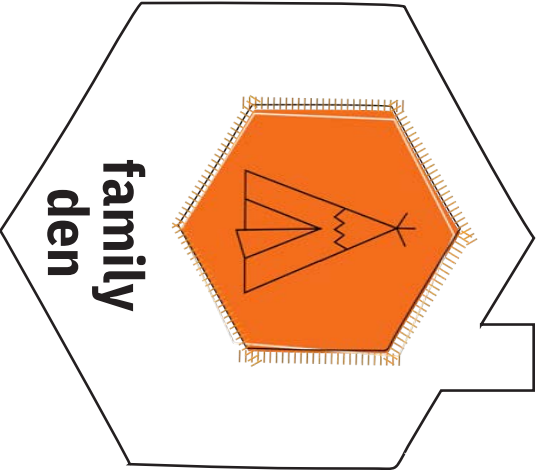
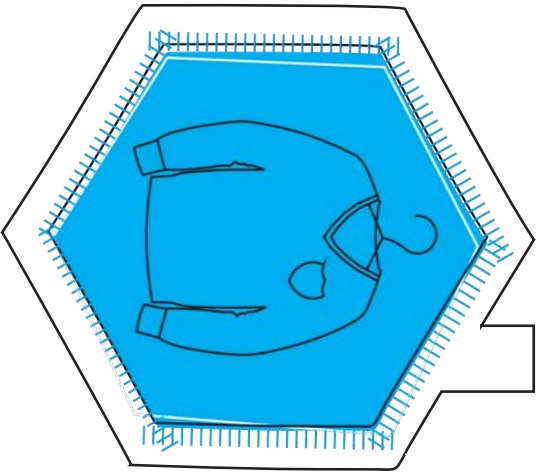
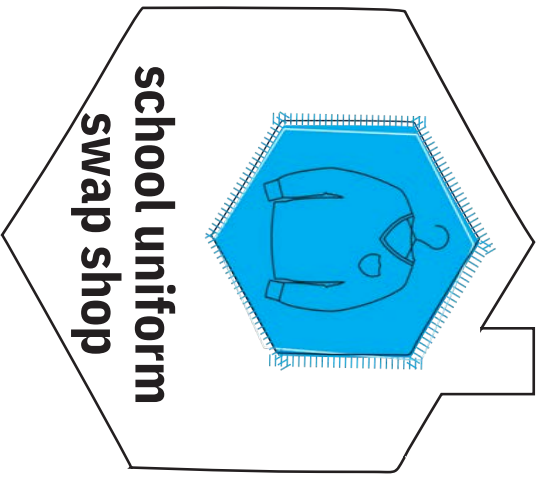


Bake sale topper instructions

YOU WILL NEED: White A4 paper/card, scissors, collotape and cocktail sticks

HOW TO MAKE: Print this template onto A4 paper/card, cut out the logos, turn them upside down and use the tape to attach a wooden cocktail stick to the bottom of each one ready to stick into your bakes!

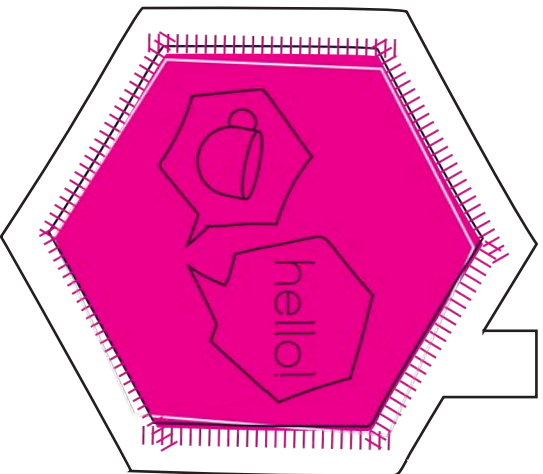
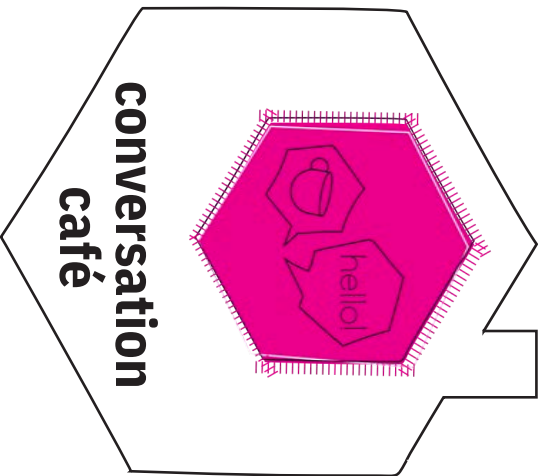
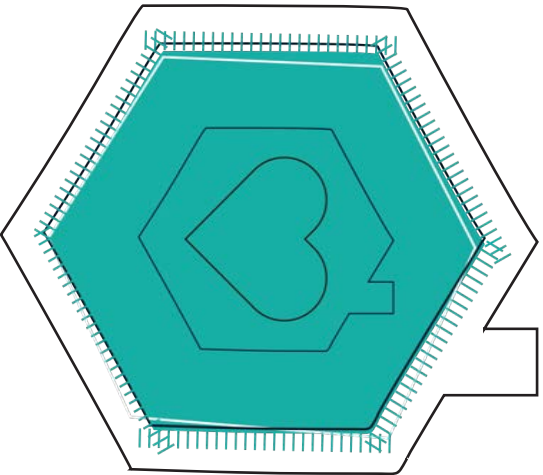
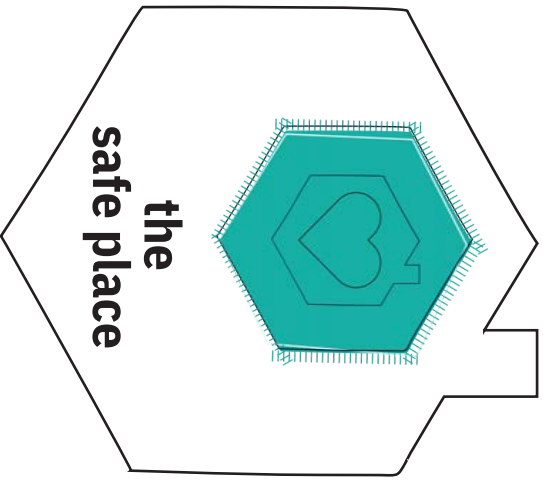
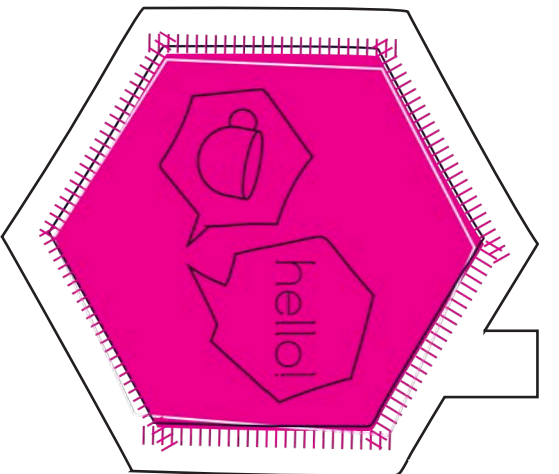
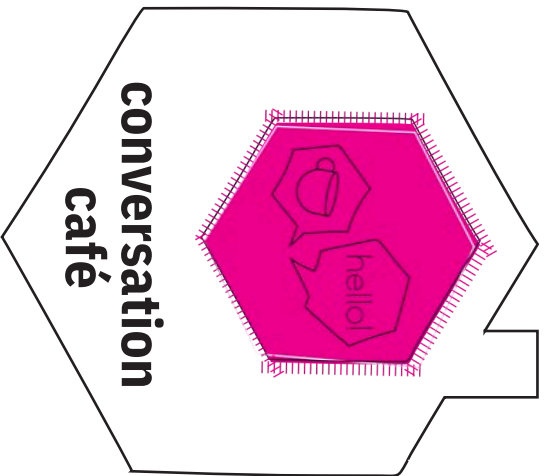
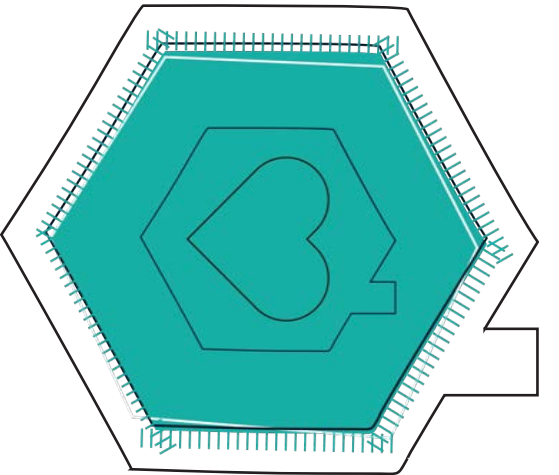
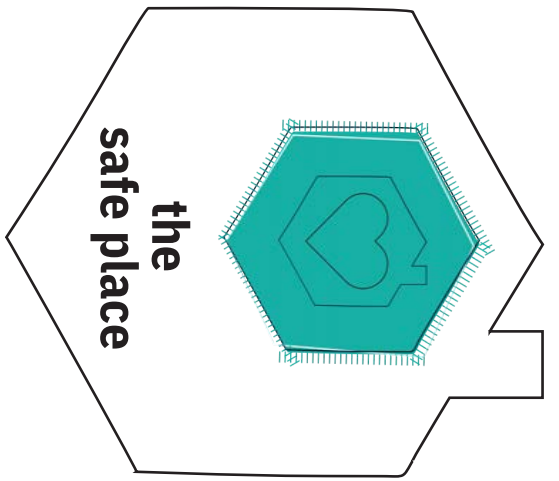




Bake sale topper instructions

YOU WILL NEED: White A4 paper/card, scissors, cellotape and cocktail sticks

HOW TO MAKE: Print this template onto A4 paper/card, cut out the logos, turn them upside down and use the tape to attach a wooden cocktail stick to the bottom of each one ready to stick into your bakes!



Bake sale topper instructions

YOU WILL NEED: White A4 paper/card; scissors; cello tape and cocktail sticks

HOW TO MAKE: Print this template onto A4 paper/card; cut out the logos; turn them upside down and use the tape to attach a wooden cocktail stick to the bottom of each one ready to stick into your bakes!





Bunting instructions

YOU WILL NEED: White A4 paper/card, scissors, hole punch or stapler and string

HOW TO MAKE: Print the following templates onto A4 paper/card, cut out the bunting triangles, make two holes with the hole punch and thread the string through the triangles or staple the string to the top of each triangle, then tie up your string of bunting!






baby bank



baby bank



baby bank




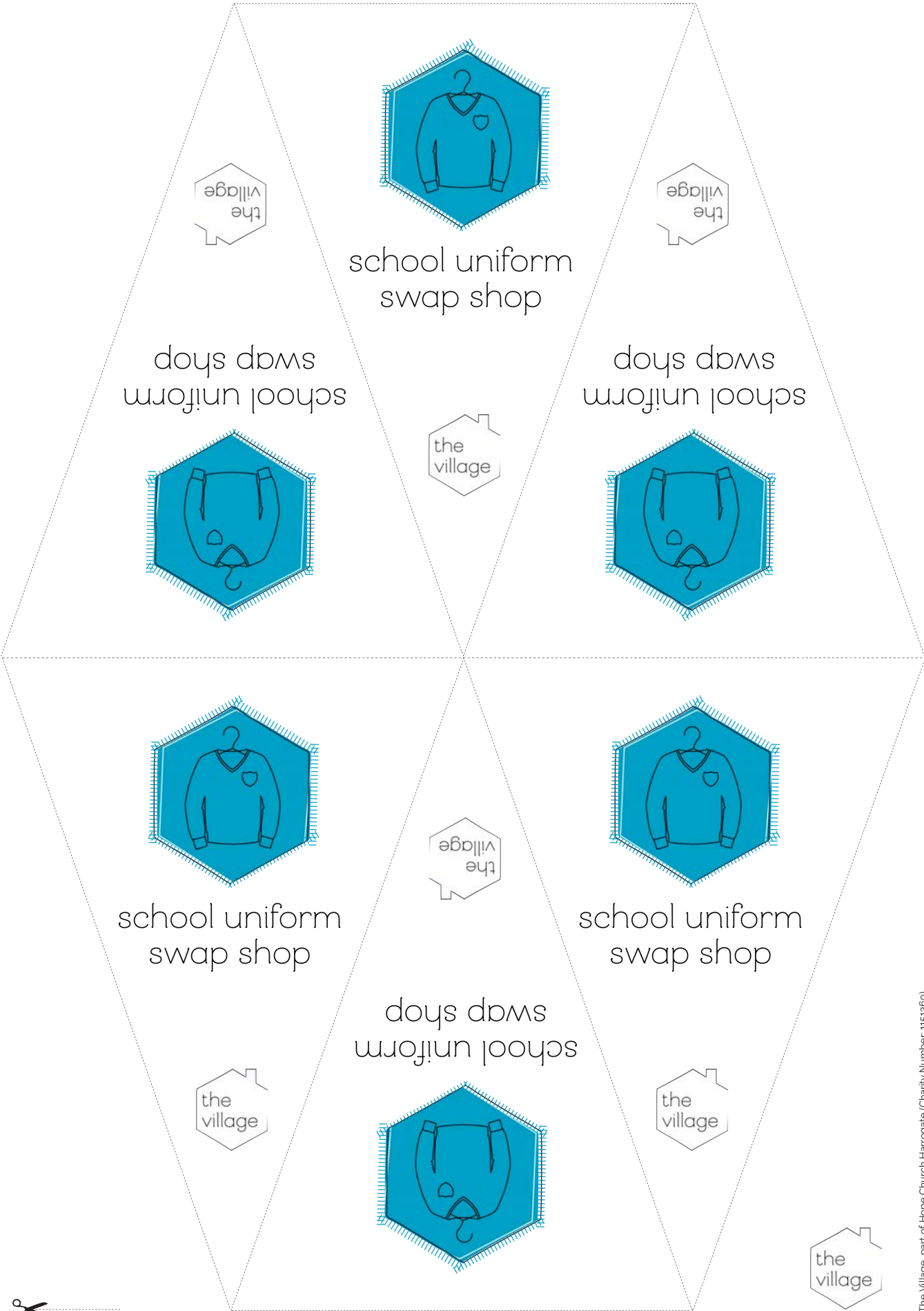
baby bank

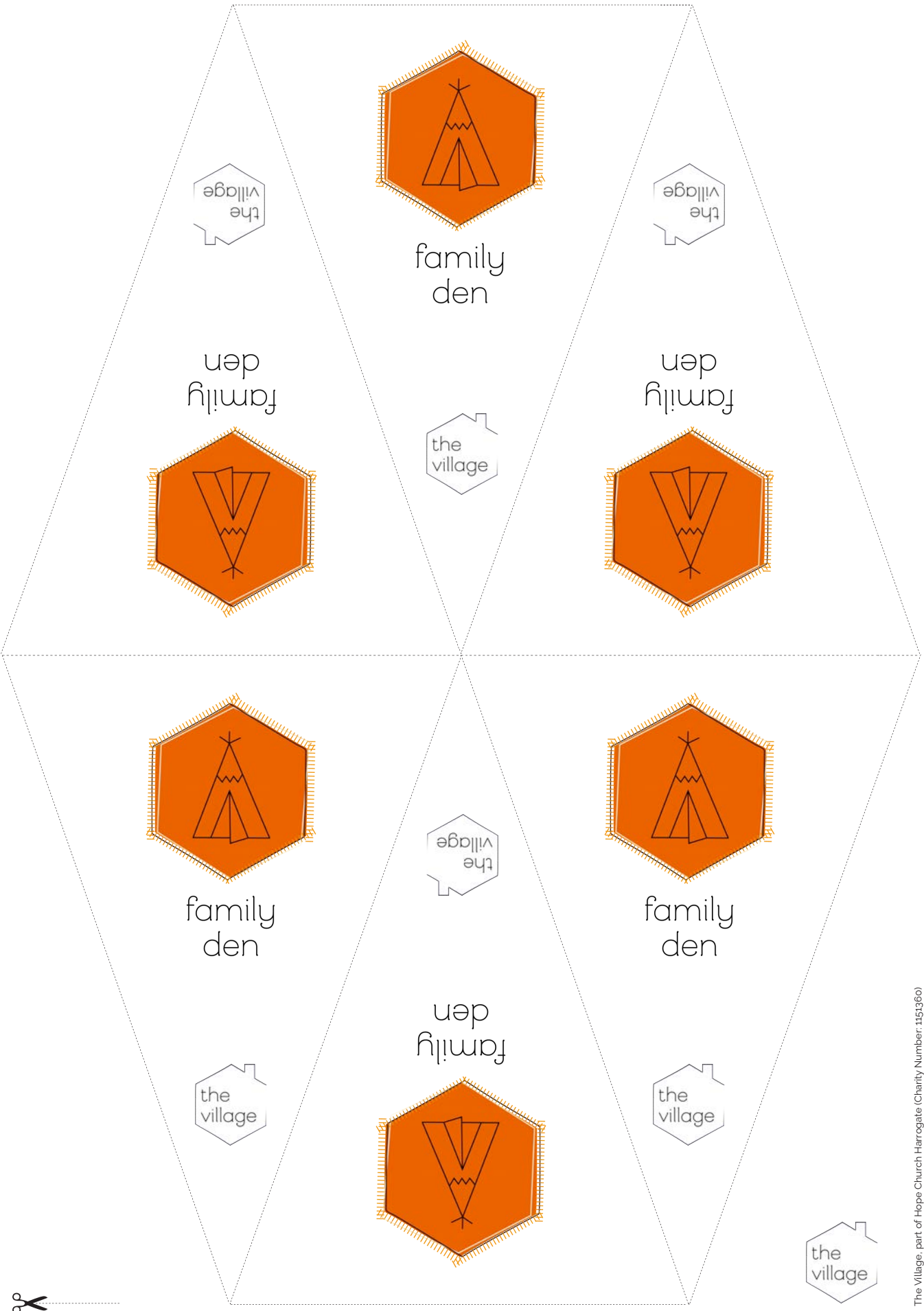


baby bank

baby bank







the village



family den

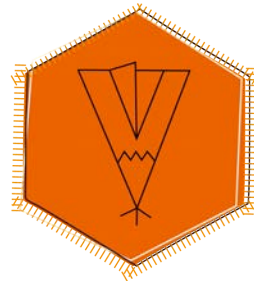
the village

family den



the village

family den



family den

the village



family den

family den

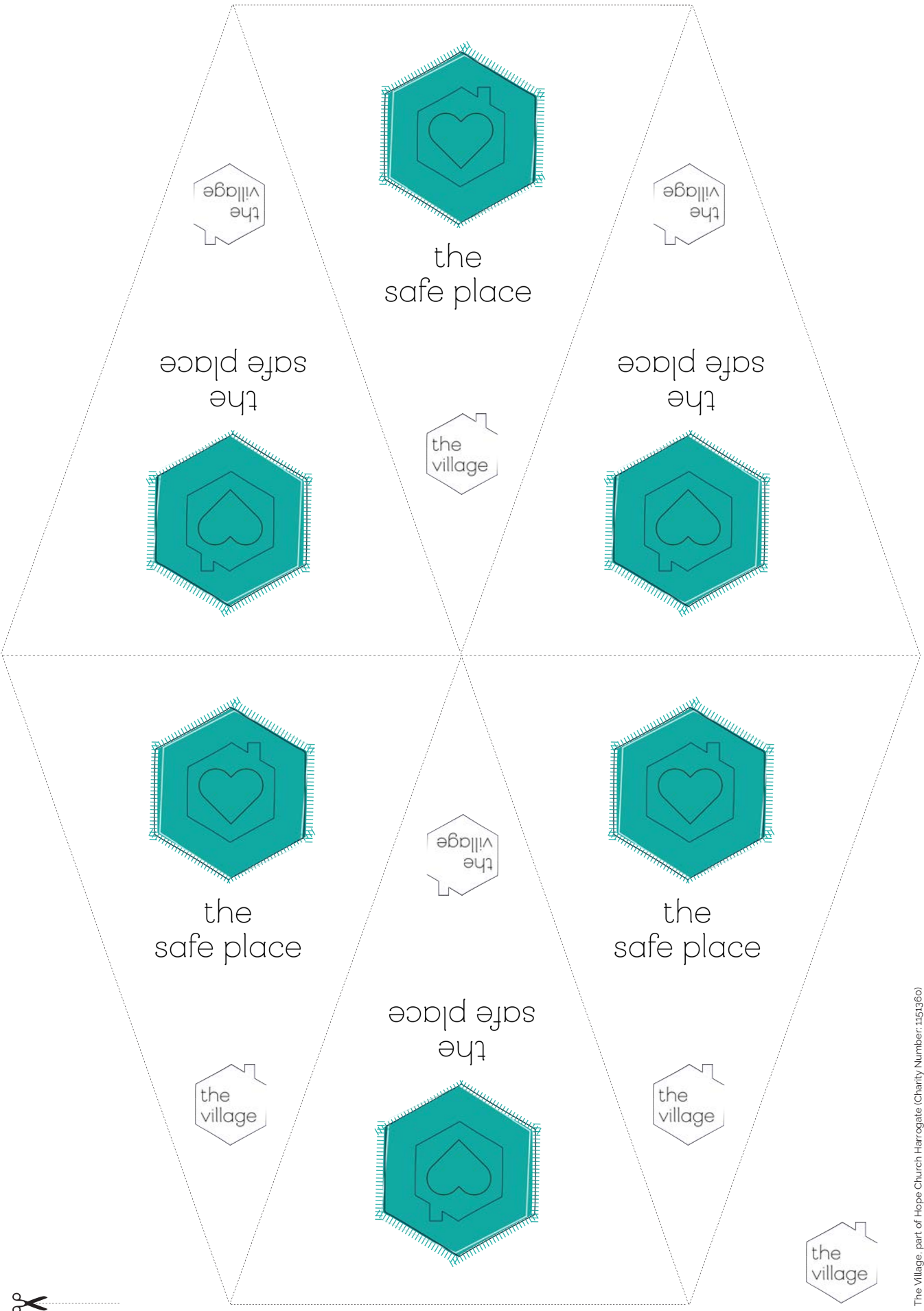
the village




the village

the village








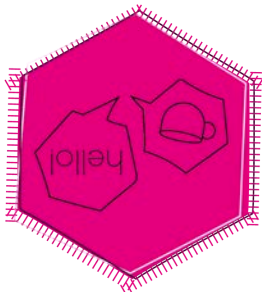
conversation
café




conversation
café



conversation
café



conversation
café



conversation
café

conversation
café

