



Bunting instructions

YOU WILL NEED: White A4 paper/card, scissors, hole punch or stapler and string

HOW TO MAKE: Print the following templates onto A4 paper/card, cut out the bunting triangles, make two holes with the hole punch and thread the string through the triangles or staple the string to the top of each triangle, then tie up your string of bunting!







baby bank



baby bank



baby bank





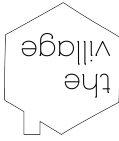
baby bank



baby bank

baby bank



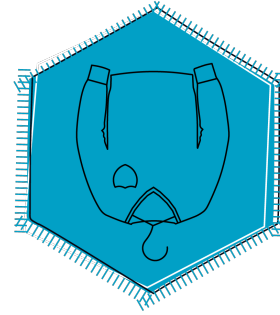
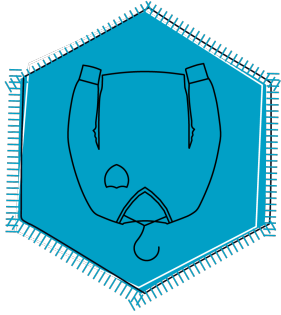


school uniform
swap shop



school uniform
swap shop

school uniform
swap shop

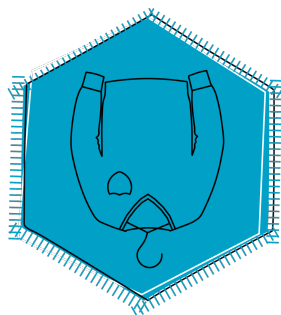



school uniform
swap shop



school uniform
swap shop

school uniform
swap shop

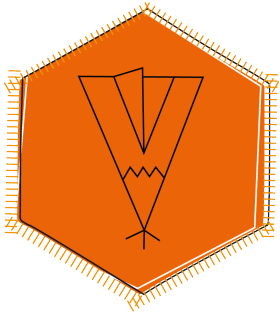





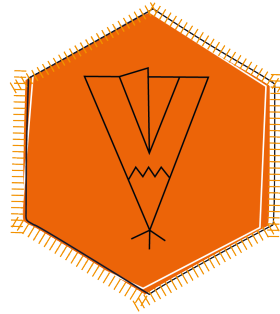
family den



family den




family den



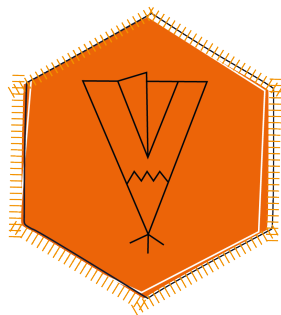
family den




family den




family den







the safe place




the safe place




the safe place



the safe place




the safe place



the safe place

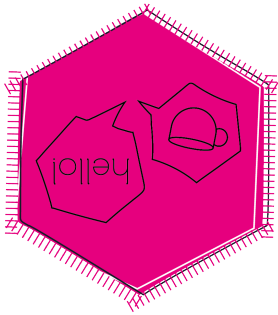






conversation
café




conversation
café



conversation
café



conversation
café



conversation
café

conversation
café

